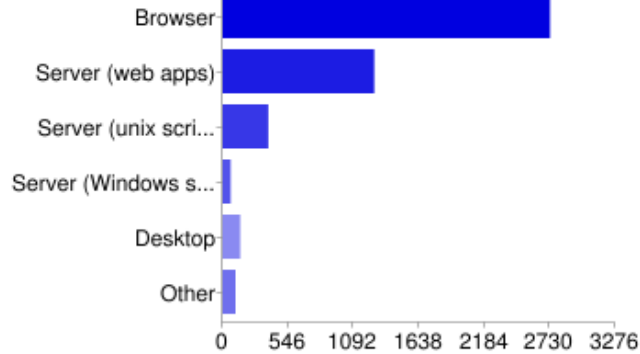


2804 [responses](#)

Summary [See complete responses](#)

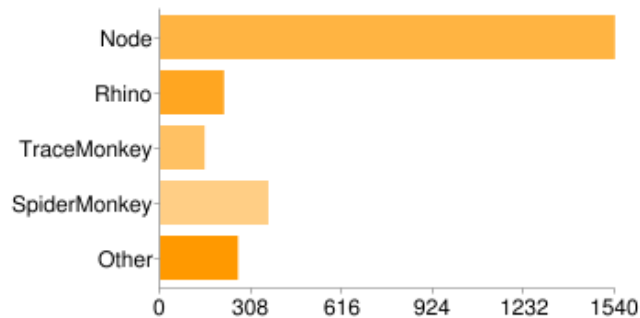
Environment: What type of JavaScript do you write?



Browser	2731	98%
Server (web apps)	1265	45%
Server (unix scripting)	381	14%
Server (Windows scripting)	67	2%
Desktop	147	5%
Other	107	4%

People may select more than one checkbox, so percentages may add up to more than 100%.

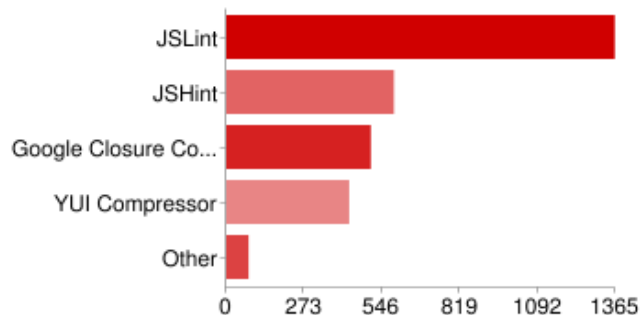
Environment: What is your preferred interpreter?



Node	1539	71%
Rhino	216	10%
TraceMonkey	150	7%
SpiderMonkey	366	17%
Other	263	12%

People may select more than one checkbox, so percentages may add up to more than 100%.

Static Analysis: Do you use any tools for verifying code quality?

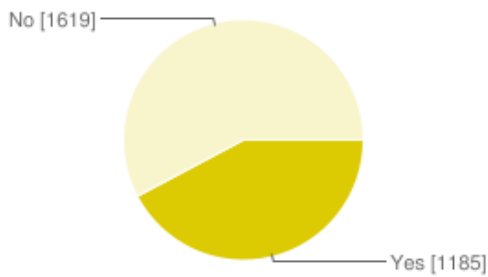


JSLint	1363	67%
JSHint	588	29%
Google Closure Compiler	507	25%
YUI Compressor	431	21%
Other	78	4%

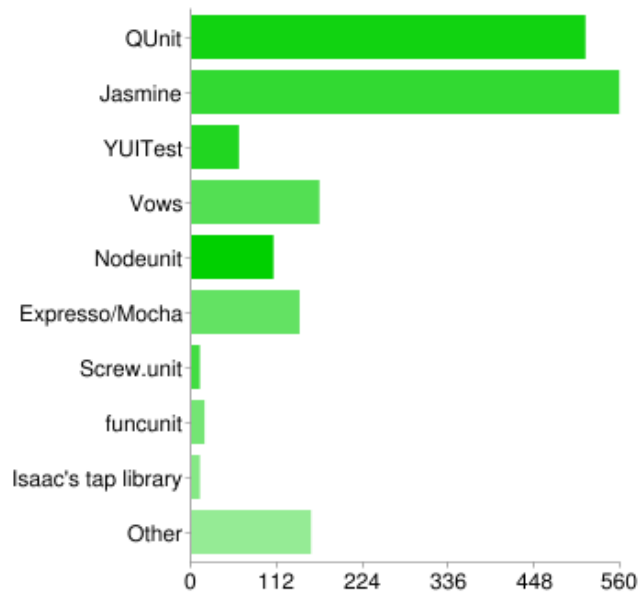
People may select more than one checkbox, so percentages may add up to more than 100%.

Unit Testing: Do you unit test your JavaScript?

Yes	1185	42%
No	1619	58%



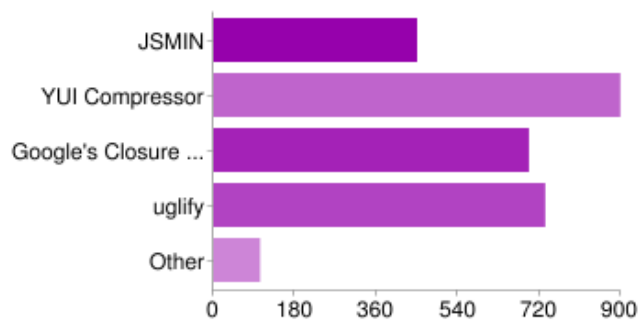
Unit Testing: What unit testing libraries do you use?



Library	Count	Percentage
QUnit	514	41%
Jasmine	558	44%
YUITest	62	5%
Vows	167	13%
Nodeunit	107	8%
Expresso/Mocha	141	11%
Screw.unit	11	1%
funcunit	17	1%
Isaac's tap library	11	1%
Other	156	12%

People may select more than one checkbox, so percentages may add up to more than 100%.

Minifiers: Which minifier do you use?

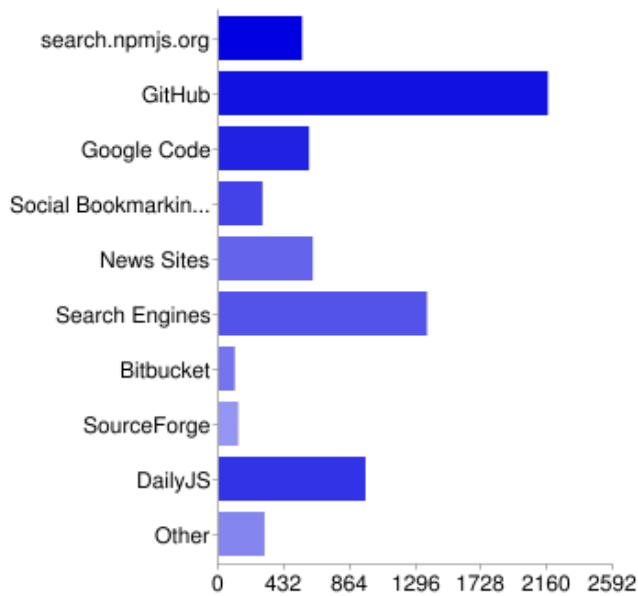


Minifier	Count	Percentage
JSMIN	450	20%
YUI Compressor	899	41%
Google's Closure Compiler	697	31%
uglify	733	33%
Other	103	5%

People may select more than one checkbox, so percentages may add up to more than 100%.

Project Discovery: How do you find reusable code, libraries and tools?

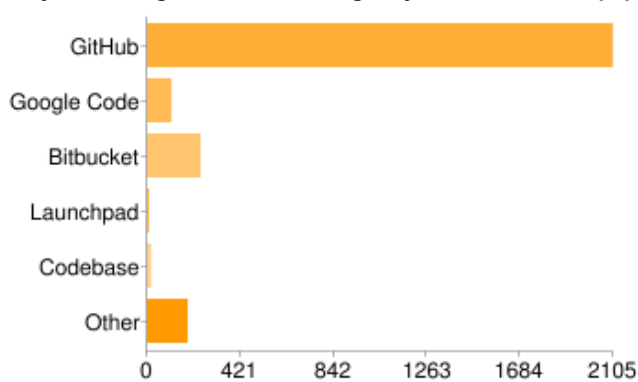
Source	Count	Percentage
search.npmjs.org	547	20%
GitHub	2162	81%
Google Code	593	22%
Social Bookmarking Sites	287	11%
News Sites	617	23%
Search Engines	1368	51%
Bitbucket	105	4%
SourceForge	128	5%
DailyJS	964	36%



Other **301** 11%

People may select more than one checkbox, so percentages may add up to more than 100%.

Project Hosting: Preferred hosting for your own JavaScript projects



GitHub **2103** 90%

Google Code **109** 5%

Bitbucket **241** 10%

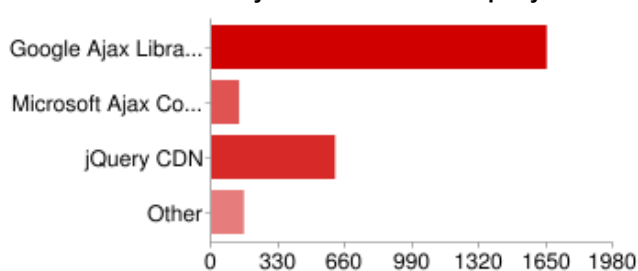
Launchpad **7** 0%

Codebase **18** 1%

Other **183** 8%

People may select more than one checkbox, so percentages may add up to more than 100%.

CDN: Which service do you use to serve third-party libraries?



Google Ajax Libraries **1652** 83%

Microsoft Ajax Content Delivery Network **136** 7%

jQuery CDN **609** 30%

Other **160** 8%

People may select more than one checkbox, so percentages may add up to more than 100%.

Debugging: What is your preferred client-side debugger?

Firebug **1591** 58%

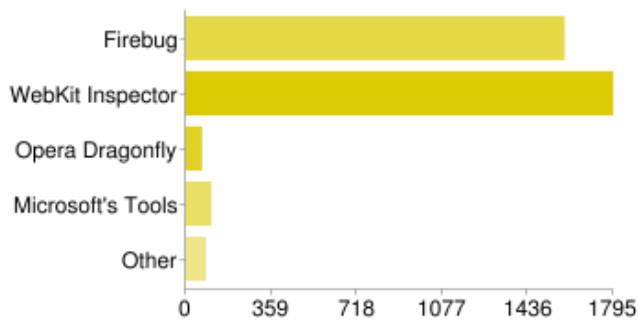
WebKit Inspector **1794** 66%

Opera Dragonfly **68** 2%

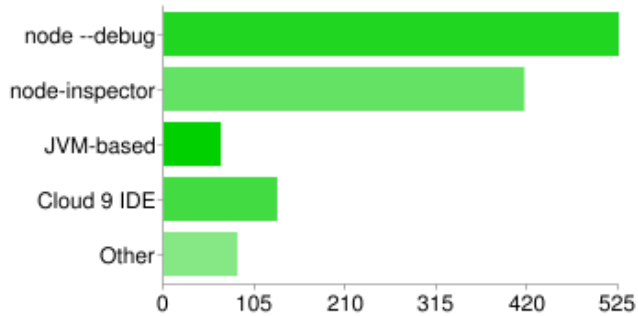
Microsoft's Tools **107** 4%

Other **85** 3%

People may select more than one checkbox, so percentages may add up to more than 100%.



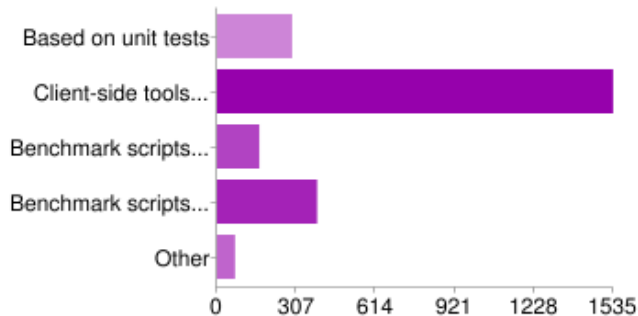
Debugging: What is your preferred server-side debugger?



node --debug	525	51%
node-inspector	416	40%
JVM-based	66	6%
Cloud 9 IDE	131	13%
Other	85	8%

People may select more than one checkbox, so percentages may add up to more than 100%.

Benchmarks: How do you benchmark?



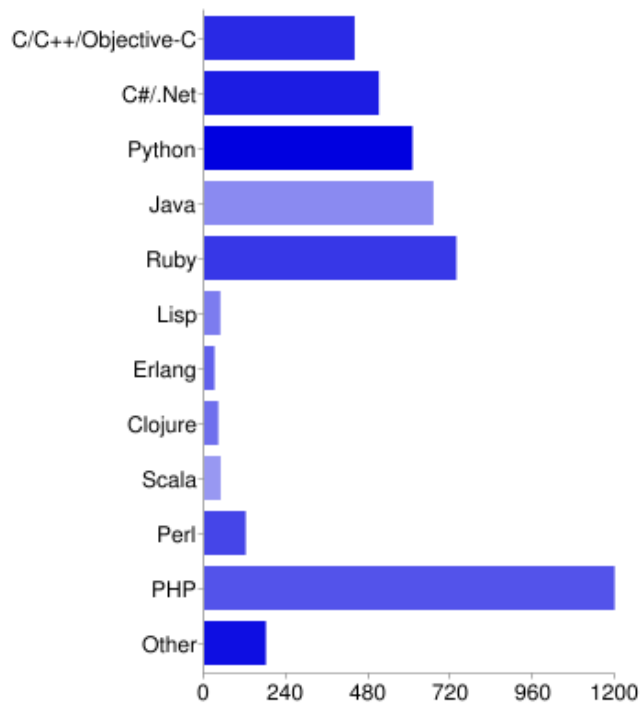
Based on unit tests	291	15%
Client-side tools (Firebug, WebKit Inspector)	1534	81%
Benchmark scripts using a benchmarking library	164	9%
Benchmark scripts using my own code	388	20%
Other	70	4%

People may select more than one checkbox, so percentages may add up to more than 100%.

Other than JavaScript, what are your primary development languages?

C/C++/Objective-C	439	17%
C#/.Net	510	19%
Python	608	23%
Java	669	25%
Ruby	736	28%
Lisp	47	2%
Erlang	30	1%
Clojure	41	2%
Scala	48	2%
Perl	121	5%
PHP	1198	46%
Other	180	7%

People may select more than one checkbox, so percentages may add up to more than 100%.



Number of daily responses

